



iConnect Video Marketing Uploading Custom Videos



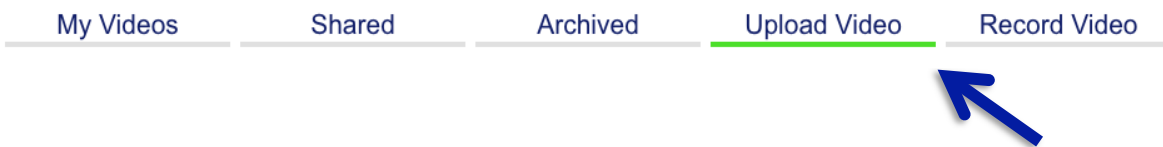
iConnect Video Marketing

Uploading & Sending Custom Video Emails

You can upload and share custom videos via iConnect. Follow these simple steps to start utilizing this video tool today.

1 **Login to iConnect.** If you need help with your username/password? Email iConnect@afncorp.com. To sign up for iConnect, [click here](#).

2 **Go to Marketing tab.** Click on **Video Gallery**. Click **Upload Video**.



3 **Select Choose a file to upload button.** Upload file from your computer.



4 **Add a Title and Description.** Click Send to Unify©.

Note: Once uploaded it takes a few minutes to view the uploaded video in the Video Gallery.

Title:

Description:

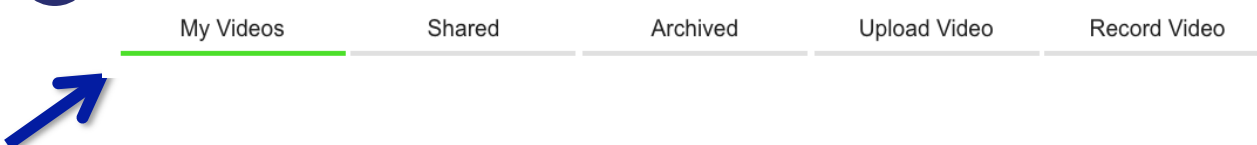
Share with:



5 **Select Submit to Gallery button.** It can take up to 5 minutes to appear in your Video Gallery.



6 **Go to My Videos.**







iConnect Video Marketing

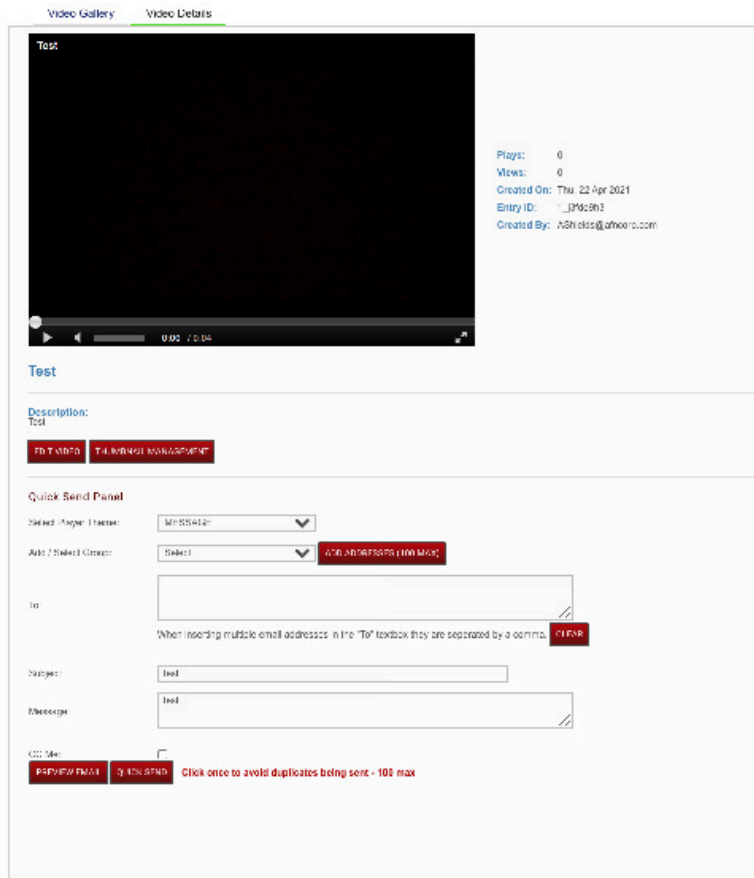
Uploading & Sending Custom Video Emails

7 Select the video thumbnail.



Thumbnail	Name	Entry Id	Duration	State	Plays	Views	Created On	
	Test	f_j3fdo9h3	00:04	READY	0	0	Thu, 22 Apr 2021	ARCHIVE

8 **Complete the Video Details.** Select your Video Player Theme and choose the Contact Group or add up to 100 email addresses. Then complete the Subject and Message fields.
Tip: Want to see the email before you send? Click Preview Email.



Video Gallery | Video Details

Test

Plays: 0
Views: 0
Created On: Thu, 22 Apr 2021
Entry ID: f_j3fdo9h3
Created By: ASholes@afn.com

Description:
Test

[EDIT VIDEO](#) [MANAGE CONTACT GROUPS](#)

Quick Send Panel

Selected Video Theme: MESSAGE

Add / Select Contact: Select [\(0/100, MAXIMUM 100 MAX\)](#)

To:

When inserting multiple email addresses in the "To" textbox they are separated by a comma. [HELP](#)

Subject:

Message:

CC:

[PREVIEW EMAIL](#) [QUICK SEND](#) Click once to avoid duplicates being sent - 100 max

9 **Click Quick Send Button.** Click once to avoid duplicates being sent.





iConnect Video Marketing


Uploading & Sending Custom Video Emails

10

Video analytics will show under Video Gallery for each video. You will be able to see how many plays and views of each video there are.

View mesns the entry was loaded or the video was shown to the viewer.

Plays means the viewer pressed the 'play' button and video started to play.

Thumbnail	Name	Entry Id	Duration	State	Plays	Views	Created On	
	Test	1_j3fdo9h3	00:04	READY	0	0	Thu, 22 Apr 2021	ARCHIVE